

KEY BLANKS

CUSTOMISED KEY BLANKS



COINED

A special service for Keyosk customers. Cylinder blanks can be attractively coined with company names, slogans, designs – an excellent and lasting way to promote your business. The service is inexpensive. Tooling charges are free (subject to quantity ordered).




SUPA KOLORKEY

New design. Half moon shaped plastic bow. Attractively coloured for easy identification.

Colours Available:
Red, Blue, Green, Yellow

Sections: YALE K1-9
Cat No. SK1-9 (+colour)
Other sections available to order.

KEY DISPLAYS



3 KB KEYBOARD

100 metal hooks.
1040 x 355mm approx.

IMPRESSIONS KEY BLANKS



425 (UNION JACK) 219 (ART) 232 (FLOWERS) 300 (LEOPARD) 363 (TARTAN)

Cat No. Subject to minimum order of 50 per design or
IK1-9 (+design) 100 assorted (20 each design). Yale K1-9 section only.

FULL RANGE OF CYLINDER KEY BLANKS AVAILABLE

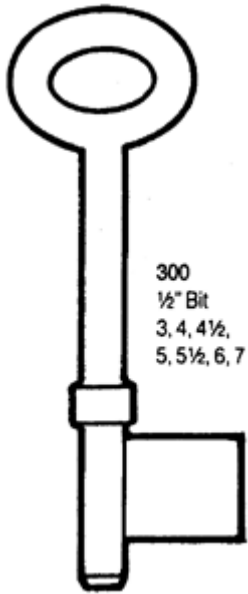
KEYOSK STEEL BIT KEY BLANKS

No.	Type	Bit	Gauge
300	Mortice	1/2"	3,4,4 1/2,5,5 1/2, 6,7
301	Mortice	5/8"	2,3,4,4 1/2,5,5 1/2,6,6 1/2, 7,8
306	Rim	5/8"	3,4,4 1/2,5,6
307	Rim	3/4"	3,4,4 1/2, 5,5 1/2,6,7
308	Rim	7/8"	1,2
309	Gate	3/4"	1,2
310	Cabinet pipe	5/16 - 1 1/2" pin length	8,9,10,11
311	Cabinet pipe	3/8" - 1 3/4" pin length	8,9,10,11
312	Cabinet pipe	7/16" - 2" pin length	7,8,9,10
311P	Cabinet pin	3/8" - 1" 3/4 pin length	7,8,9,10
313	Chubb 3G90	Precut	
314	Chubb 3G85	Precut	
315	Chubb 3R10	Precut	7
316	Chubb 3G71	Precut	7
317	Chubb 3G110	Brassed	5
317B	Chubb 3G110	Solid Brass	5
317L	Chubb 3G110 long	Brassed	5
317S	Chubb 3G110	Steel	5
318	Chubb 3G114	Brassed	5
318B	Chubb 3G114	Solid Brass	5
318L	Chubb 3G114 long	Brassed	5
318S	Chubb 3G114	Steel D Bow	5
319	Chubb 1K11		Battleship Padlock
320	Chubb 1K21	Off set	Cruiser padlock
321	Chubb K429	Master	6
324B	Chubb Ava	Precut Solid Brass	
325	Union	Precut	5,4 lever
327	Union KB441	Precut	B.G.A.
329	Union	Precut	5, new 3 lever
331	Yale	Precut	5 1/2 M900
332	Yale	Precut	5 1/2 M550
332M	Yale	Precut	5 1/2 M500
333	Yale	Precut	4M330
335	Wellington	Precut	6,6 1/2,7 5 lever
336	Padlock	7/16" x 9/16"	6,7,8,9
337	Padlock	3/4" x 3/4"	8,9,10
338	Padlock	5/16" x 5/16"	8,9,10,11
339	Safe Pin	3/4" x 5/8"	5,5 1/2,6,6 1/2,7,8,8 1/2
340	Safe Pipe	3/4" x 5/8"	7,8,9,10
341	Pin Latch	3/4" x 5/8"	5,6,7,8
342	Pipe Latch	3/4" x 5/8"	7,8,9
346	Legge	Precut	J.H.LV Series
L346	Legge Genuine	Precut	J.H.LV Series
351	Gibbons	Thin bit	
352	Gibbons	970	G,H,J,K,L
356	Squire pin	Padlock 220, 440, 660 (old)	1 1/2", 2", 2 1/2"
357	Erebus		7,8
357S	Erebus	Short	7,8
358	Union HXF		8
359	Square pin	Padlock 220, 440, 660 (new)	1 1/2", 2", 2 1/2"
360	Ace	Mortice	
361	Ingersol	M50	
362	Ingersol	M6	
364	Safe Drawer	Pin 7/16" x 5/32" 1 1/4" pin length	8
365	Safe Drawer	Pin 7/16" x 1/2" 1 1/4" pin length	8
366	Chubb window		
367	Wallet		4 lever
368	Wallet		6 lever
369	Squire Defiant		HSI Padlock
370	Clutch Bolt	7/16"	3 1/2 short nosed
371	Abbeys	Pin	8
372	Cabinet pipe	1/4" 1 1/2" pin length	10,11 Ring bow
374	Cabinet pipe	5/16" 1 1/4" pin length	9,10,11
375	Cabinet pipe	1/4" 1 1/4" pin length	10,11
376	Cabinet pipe	1/4" 1" pin length	10,11
377	Jewel case pipe	5/16" 3/4" pin length	11,12
379	Union Genuine		5 lever
380	Wellington	Mortice	6 lever
381	Assa	40 A/C	3 lever
385	Fleet	3510	A.B.C.D.E.F.
386	Century		5 lever
387	Legge Genuine		5 lever
388	Legge		5 lever
389	Union		5 lever
390	Guardian		5 lever
391	Gibbon	G100	5 lever
392	Securefast		5 lever
393	Yale	New 3 Lever	5 1/2
394	Era	104/106	
397	Spaceguard		
436	Union Genuine	3 lever	
85L	Legge	Flat Steel	1 1/4" length
621		Flat Steel	1 1/4" length
725		Flat Steel	2 1/2" length
1412	Yale 986	Flat Steel	1" length
1221L	Yale 986	Flat Steel	1 1/2" length
1222L	Yale 986	Flat Steel	2" length

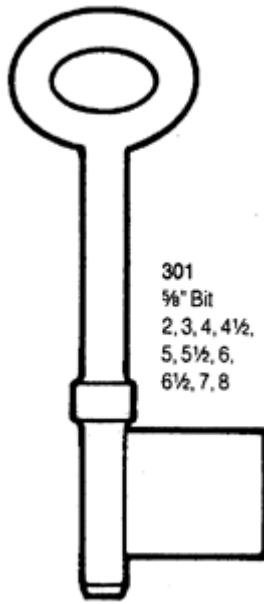
KEYS

No.	Make	Series		Differs	No.	Make	Series		
322	Union	2242MN	2 lever mortice	1-8	347	Gibbons	A & B	Mortice	A1-A6, B1-B6
323	Union	2295MH	2 lever mortice	9-40	348	Gibbons	A & B	Rim Caravan	A1-A6, B1-B6
326	Union	2277MM	3 lever mortice	1-36, 101-200	349	Gibbons	Double hand	Rim	1-12
328	Union	1334RF	Rim	4-15	355	Gibbons	Scotch Spring	Rim	1-12
330	Yale	M246	2 lever mortice	25-36	384	Fleet	2510	Mortice	11-34
343	Legge	R	2 lever mortice	1-24	396	Legge	T	Mortice	1-36
344	Legge	2098	Rim Caravan	1-12	150	Asro	End cut		
345	Legge	A406	Rim	1-12	151	Ashtree	End cut		


MORTICE



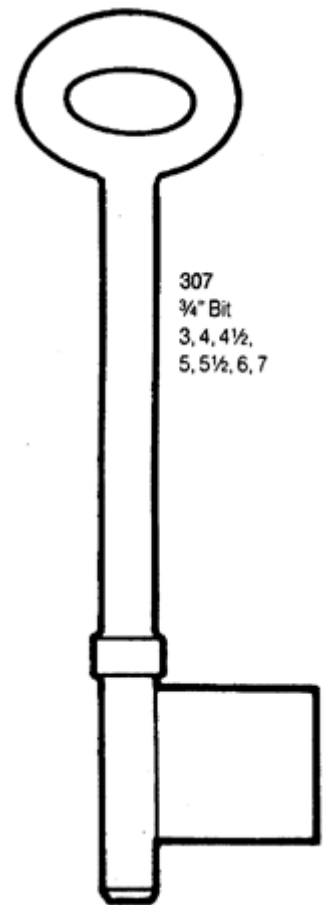
MORTICE



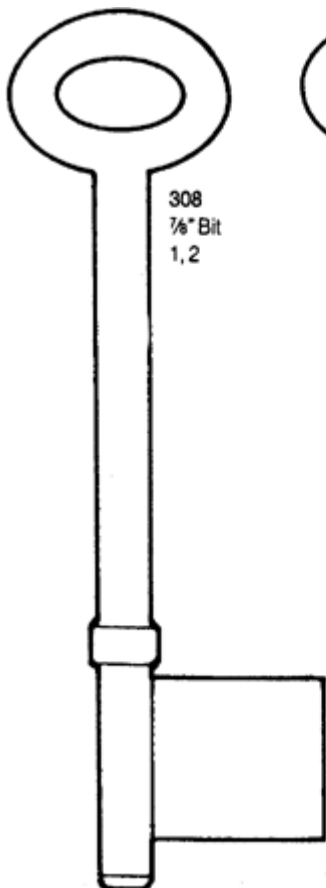
RIM



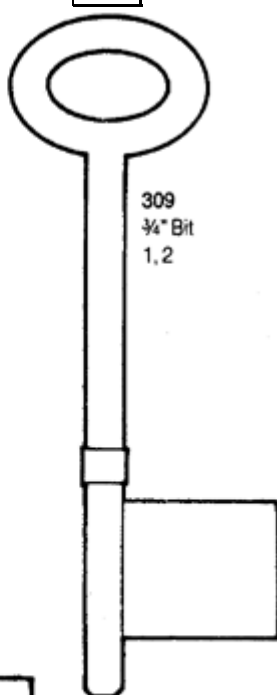
RIM



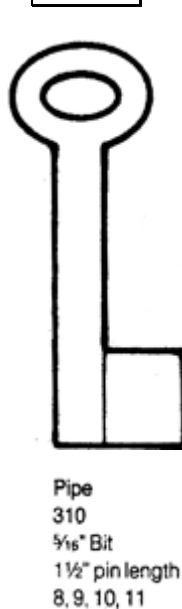
RIM




GATE



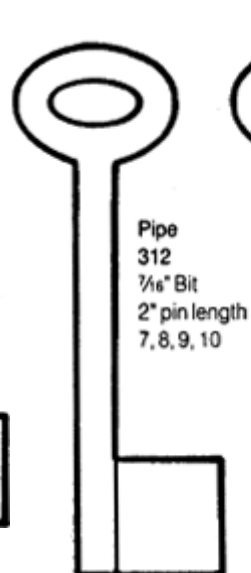
CABINET



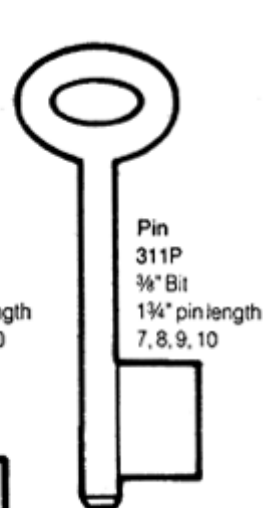
CABINET



CABINET



CABINET



PADLOCK

PADLOCK

SAFE

SAFE



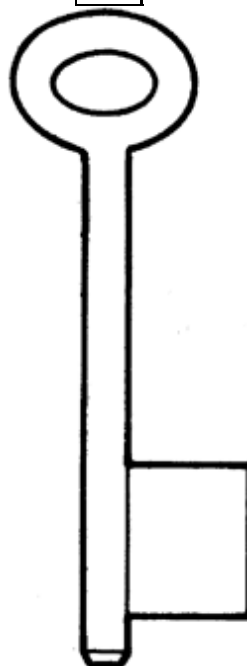
Pipe
336
7/16"x9/16" Bit
6, 7, 8, 9



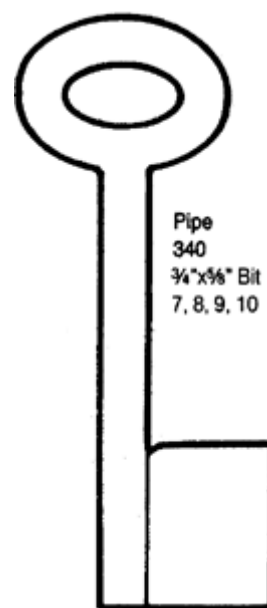
Pipe
337
3/8"x3/8" Bit
8, 9, 10



Pipe
338
5/16"x5/16" Bit
8, 9, 10, 11



Pin
339
3/4" x 5/8" Bit
4, 4 1/2, 5, 5 1/2, 6,
6 1/2, 7, 8, 8 1/2, 9, 10



Pipe
340
3/4"x3/8" Bit
7, 8, 9, 10

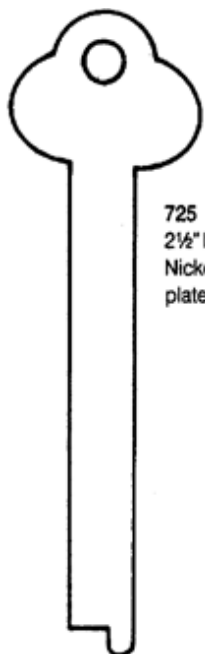
FLAT STEEL

LATCH

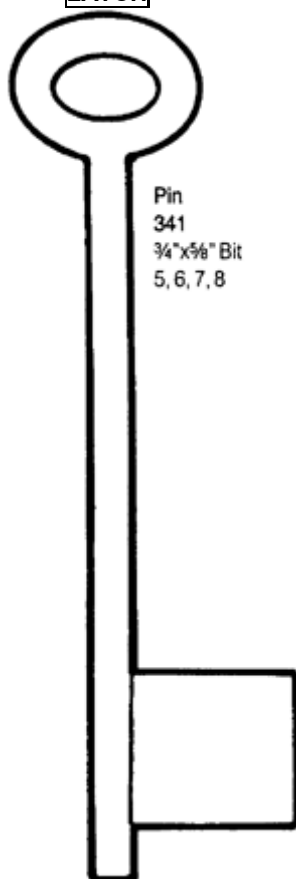
LATCH

SAFE DRAWER

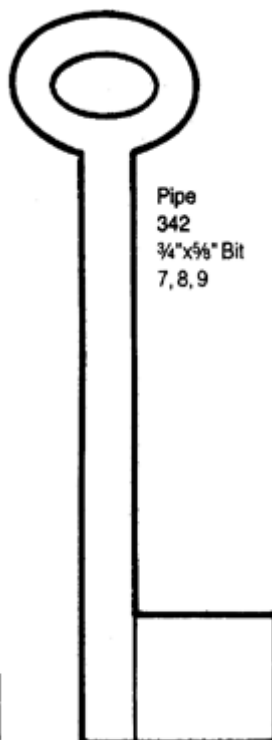
SAFE DRAWER



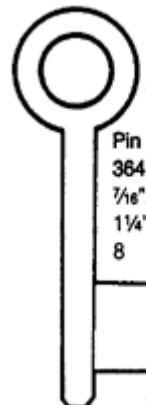
725
2 1/2" length
Nickel
plated



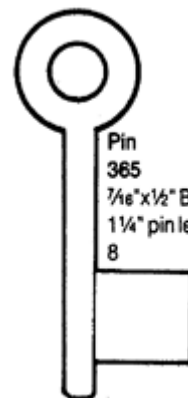
Pin
341
3/4"x5/8" Bit
5, 6, 7, 8



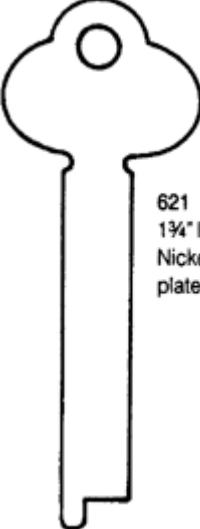
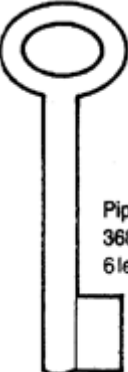
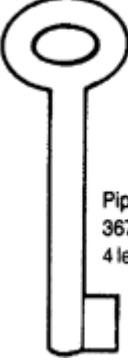
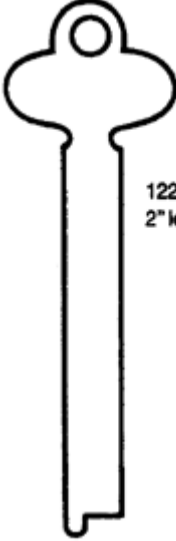
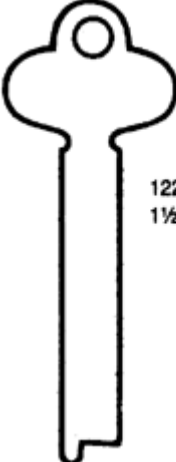

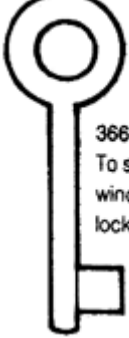
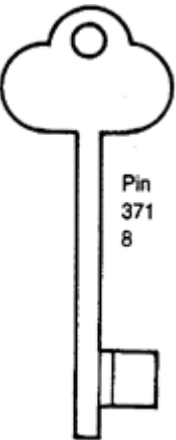
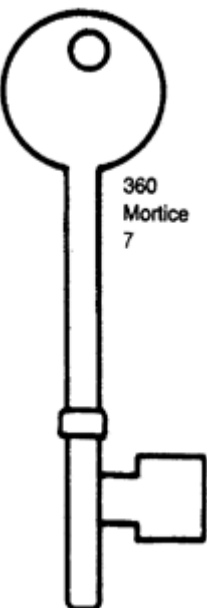
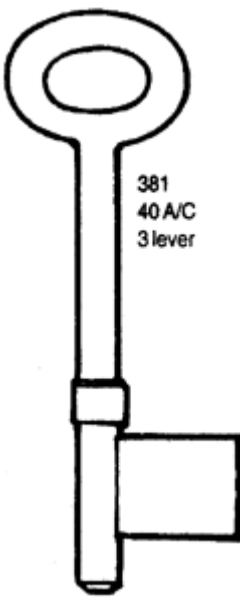
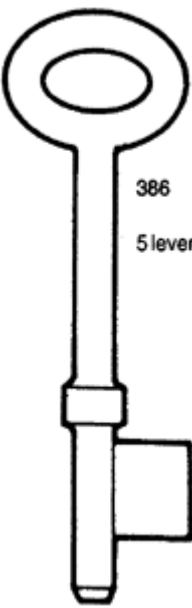
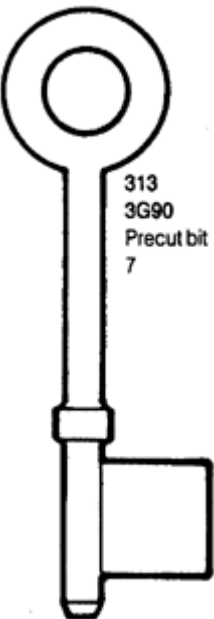
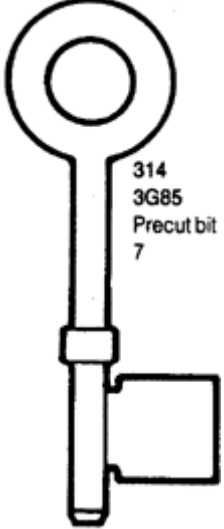
Pipe
342
3/4"x5/8" Bit
7, 8, 9

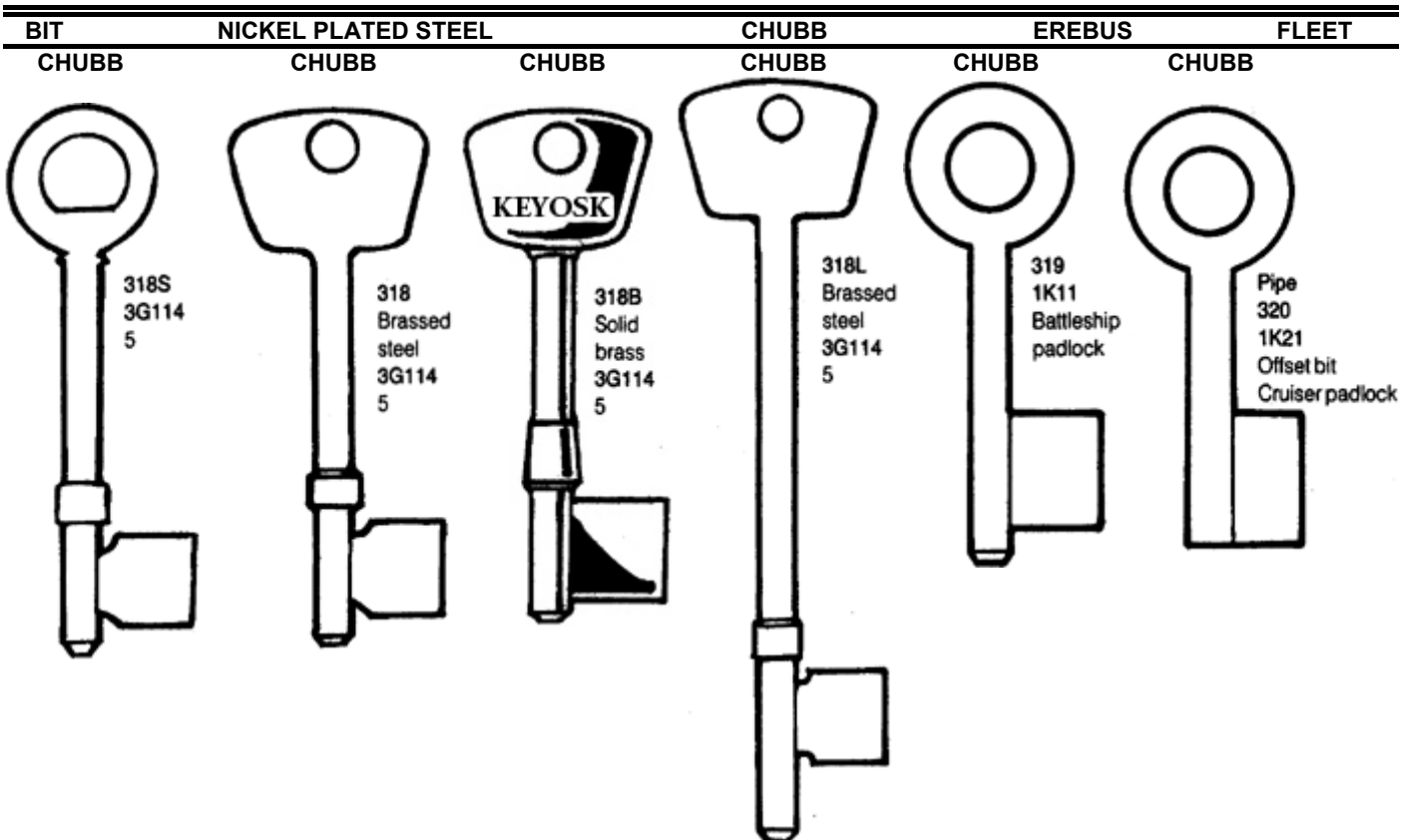
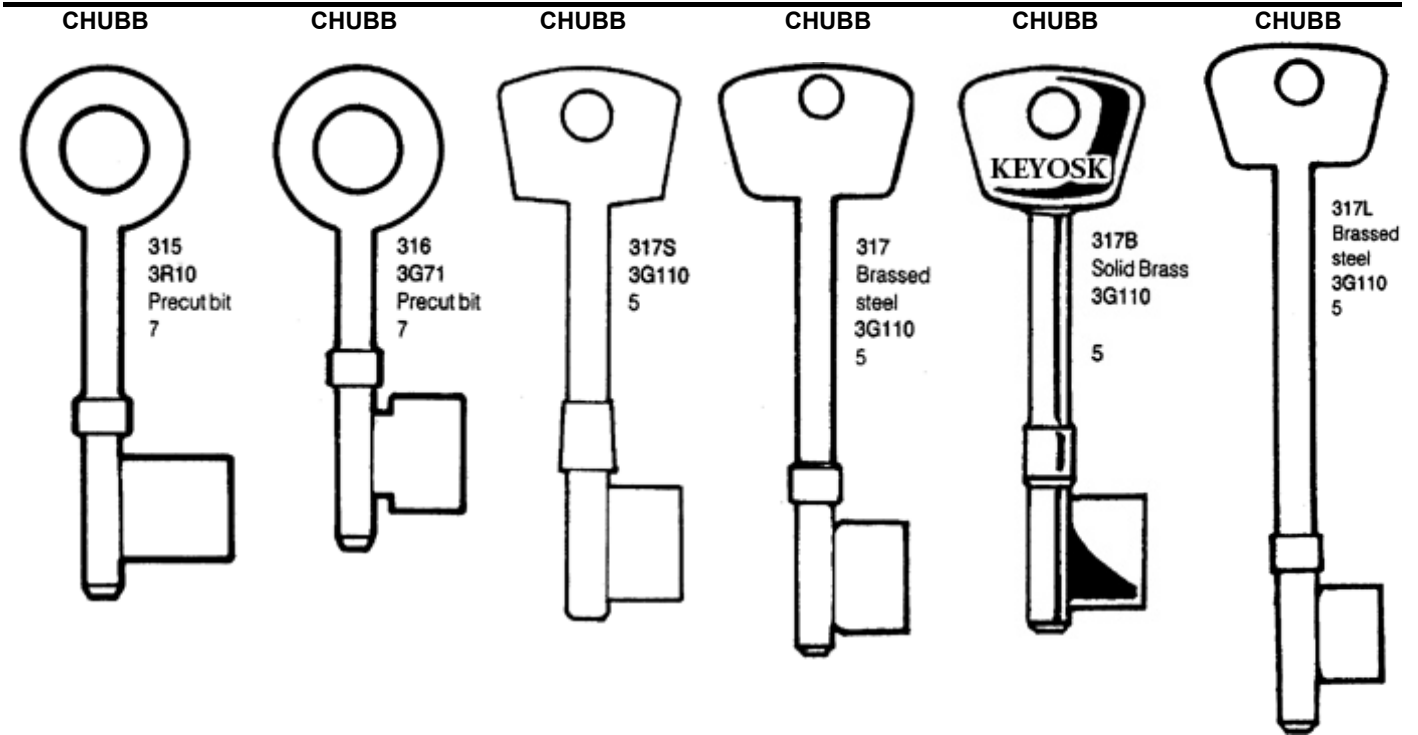


Pin
364
7/16"x9/32" Bit
1 1/4" pin length
8



Pin
365
7/16"x1/2" Bit
1 1/4" pin length
8

BIT	Wallet	Clutch Bolt	Flat Steel	Special Cabinet	
FLAT STEEL	WALLET	WALLET	FLAT STEEL	YALE FLAT STEEL	
 <p>621 1 3/4" length Nickel plated</p>	 <p>Pipe 368 6 lever</p>	 <p>Pipe 367 4 lever</p>	 <p>1222L 2" length</p>		
YALE FLAT STEEL		YALE FLAT STEEL		CHUBB	
 <p>1221L 1 1/2" length</p>		 <p>1412 1" length</p>		 <p>366 To suit window locks</p>	
NICKEL PLATED STEEL	ACE	ASSA	ASSA	CENTURY	CHUBB
ABBESS	ACE	ASSA	CENTURY	CHUBB	CHUBB
 <p>Pin 371 8</p>	 <p>360 Mortice 7</p>	 <p>381 40 A/C 3 lever</p>	 <p>386 5 lever</p>	 <p>313 3G90 Precut bit 7</p>	 <p>314 3G85 Precut bit 7</p>



CHUBB

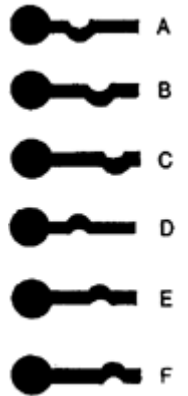
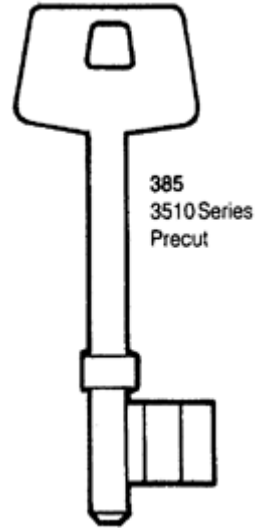
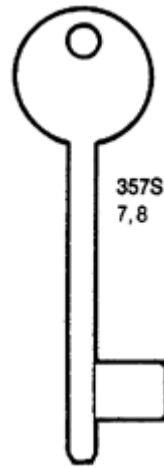
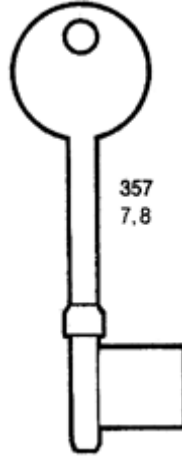
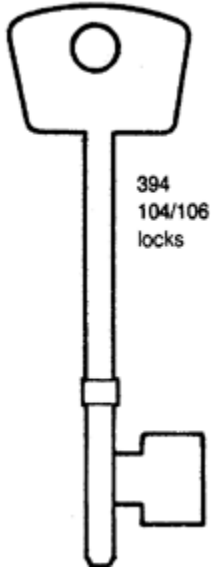
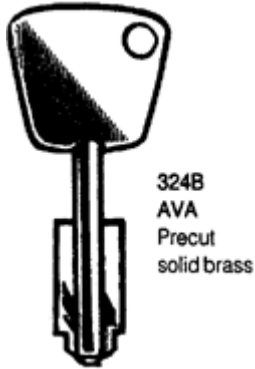
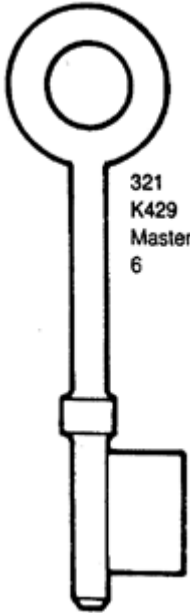
CHUBB

ERA

EREBUS

EREBUS

FLEET



INGERSOLL

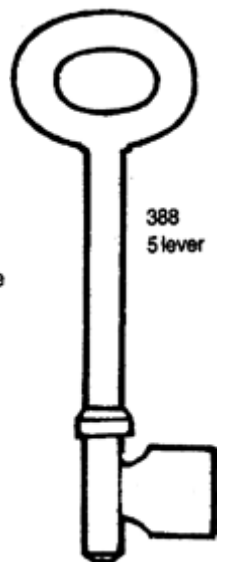
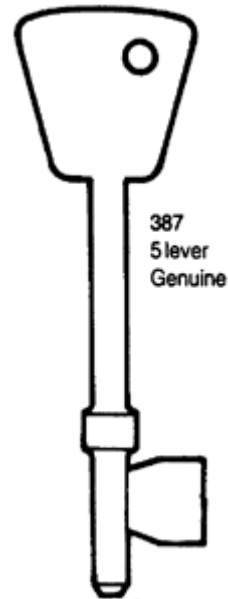
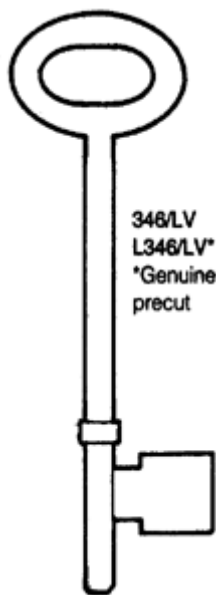
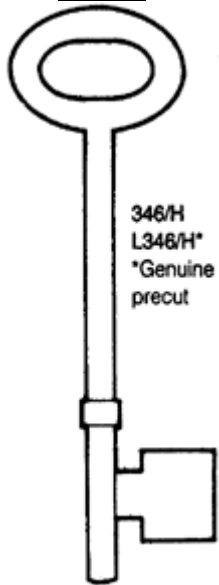
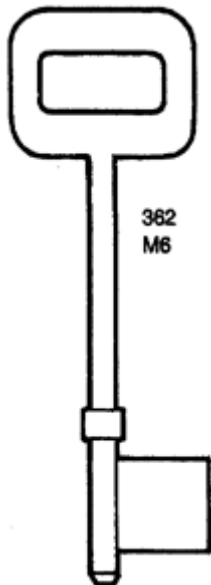
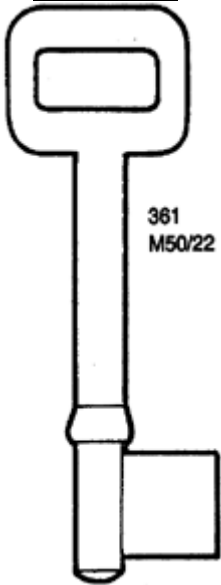
INGERSOLL

LEGGE

LEGGE

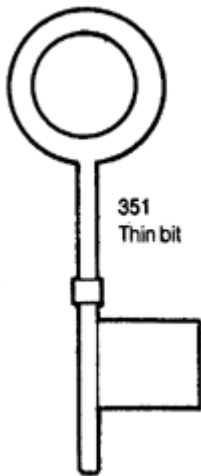
LEGGE

LEGGE

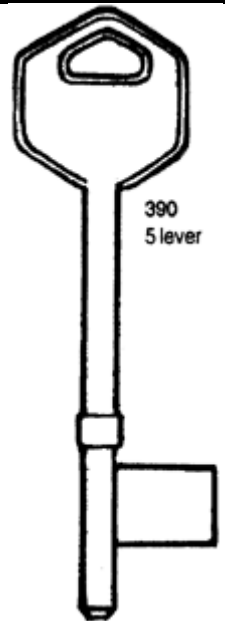
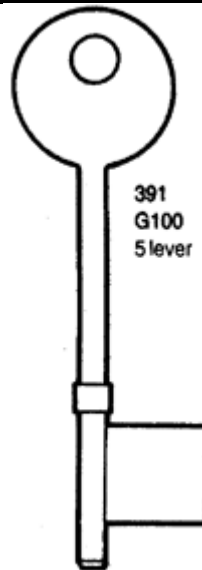

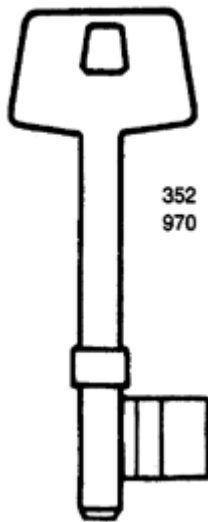


BIT NICKEL PLATED STEEL GIBBONS GUARDIAN

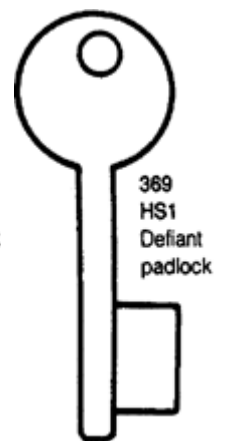
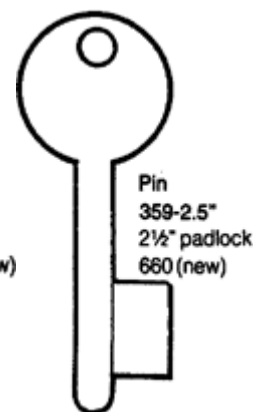
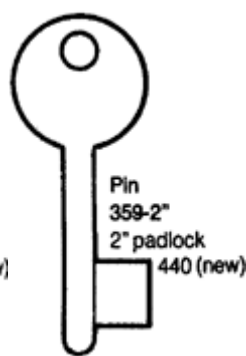
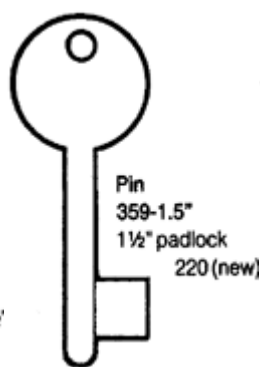
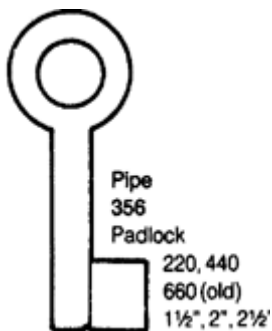
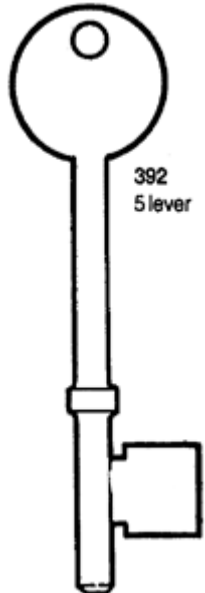
GIBBONS



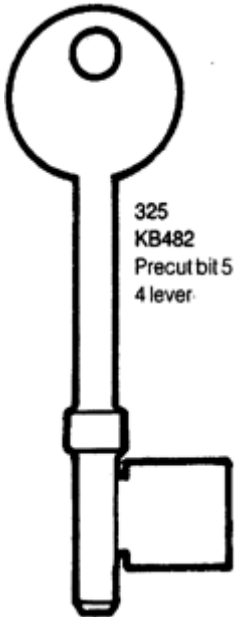
GIBBONS



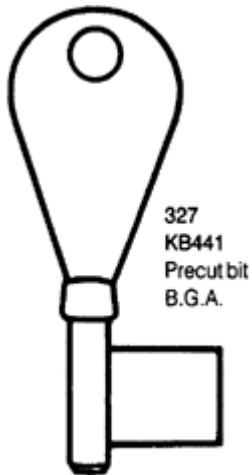
SECUREFAST SQUIRE SQUIRE SQUIRE SQUIRE SQUIRE



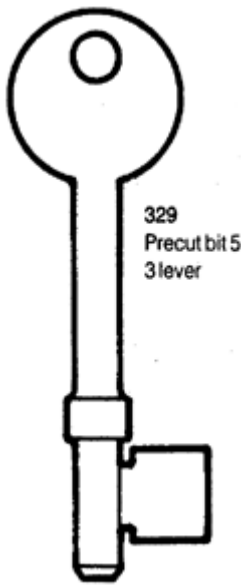
UNION



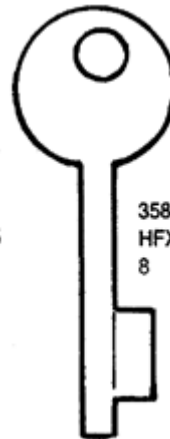
UNION



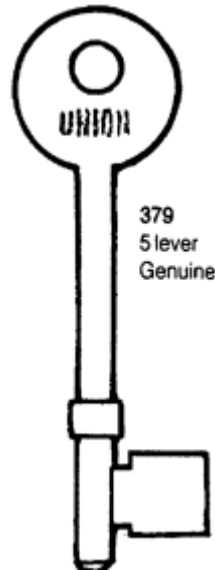
UNION



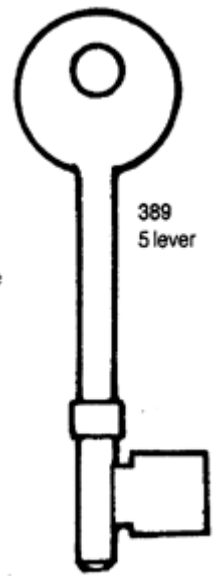
UNION



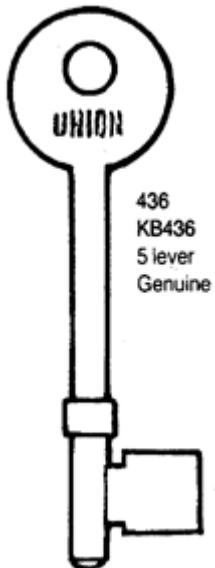
UNION



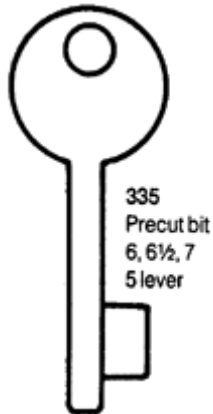
UNION



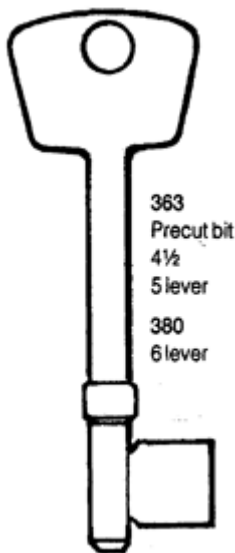
UNION



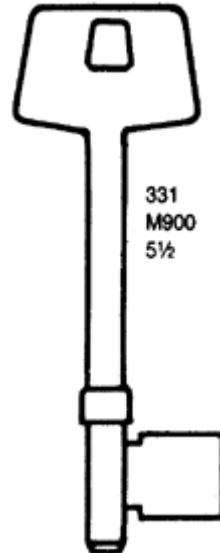
WELLINGTON



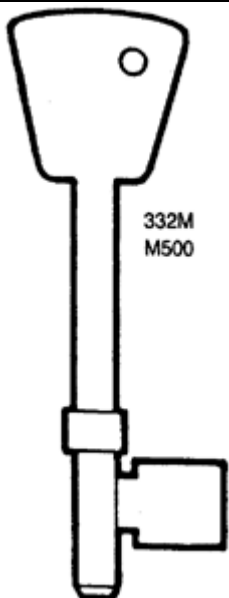
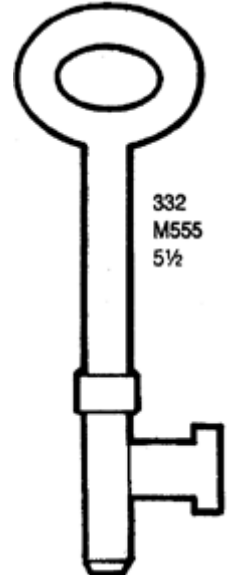
WELLINGTON



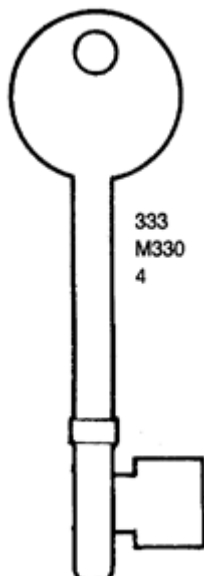
YALE



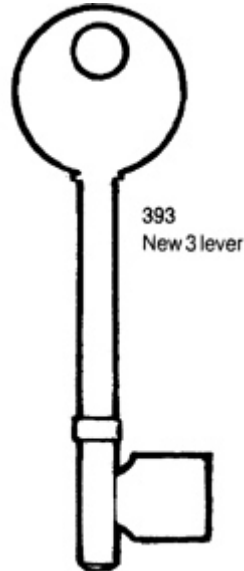
YALE



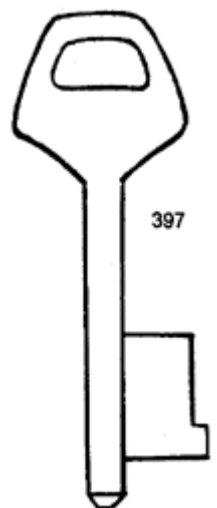
YALE



YALE



SPACEGUARD



BIT KEYS

NICKEL PLATED STEEL

CENTURY

FLEET

GIBBONS

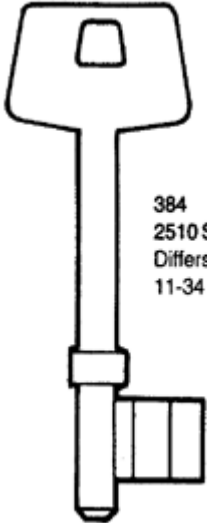
LEGGE

FLEET

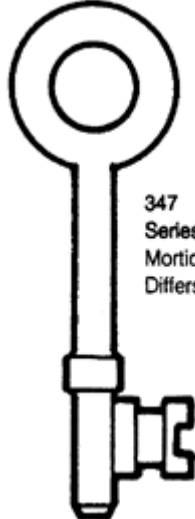
GIBBONS

GIBBONS

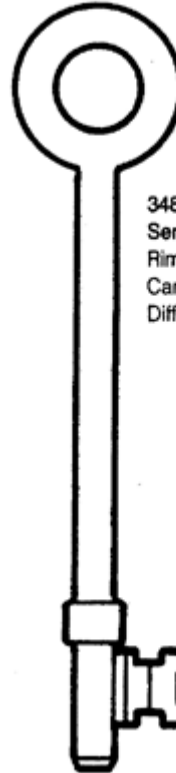
GIBBONS



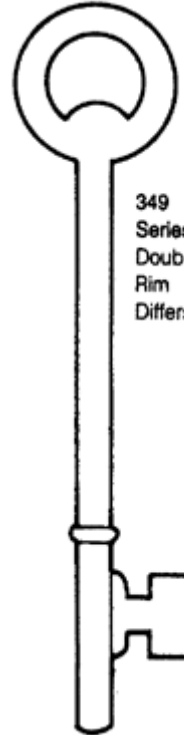
384
2510 Series
Differs
11-34



347
Series A & B
Mortice
Differs 1-6



348
Series A & B
Rim
Caravan
Differs 1-6



349
Series:
Double hand
Rim
Differs 7-12

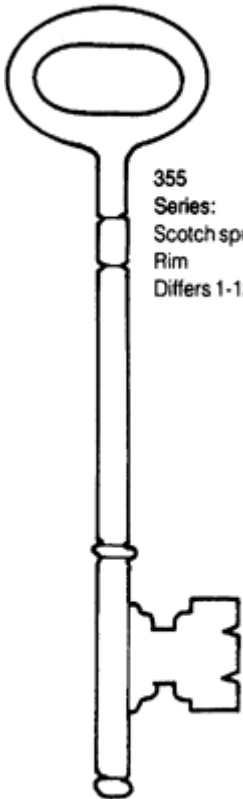
GIBBONS

LEGGE

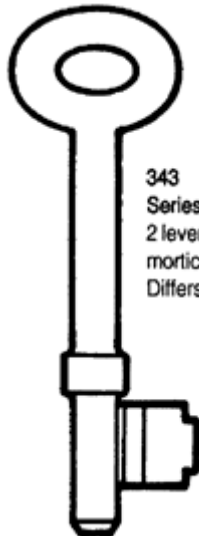
LEGGE

LEGGE

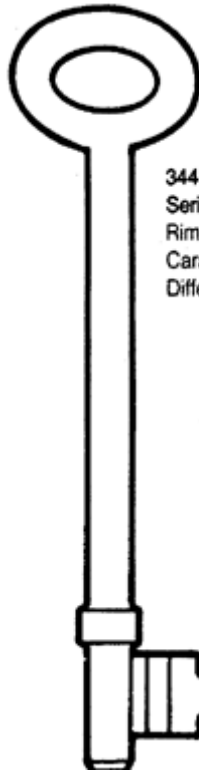
LEGGE



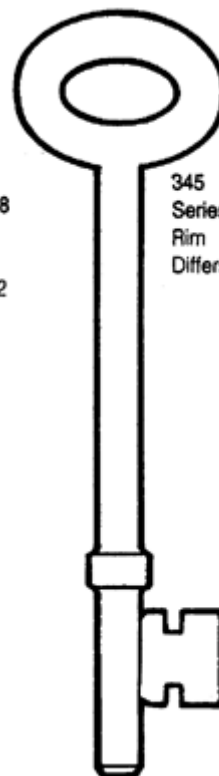
355
Series:
Scotch spring
Rim
Differs 1-12



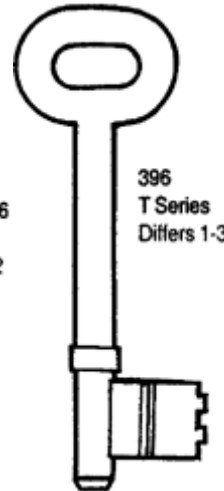
343
Series: R
2 lever
mortice
Differs 1-24



344
Series 2098
Rim
Caravan
Differs 1-12

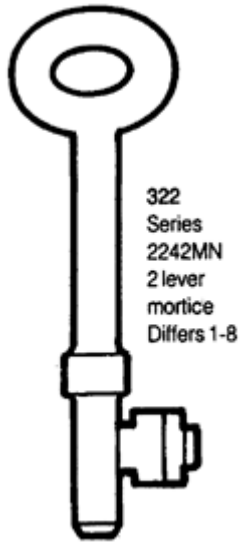


345
Series A406
Rim
Differs 7-12

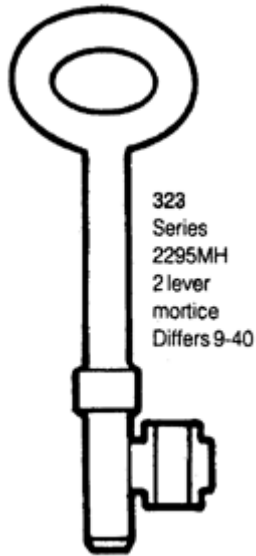


396
T Series
Differs 1-36

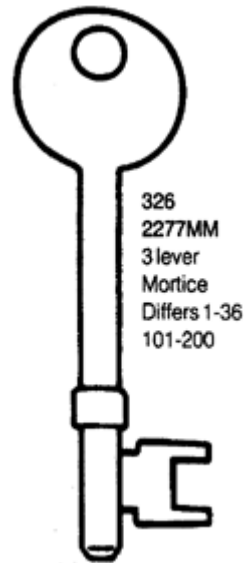
BIT KEYS
UNION



NICKEL PLATED STEEL
UNION

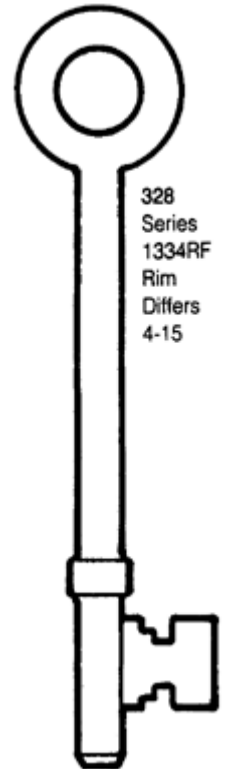


CENTURY



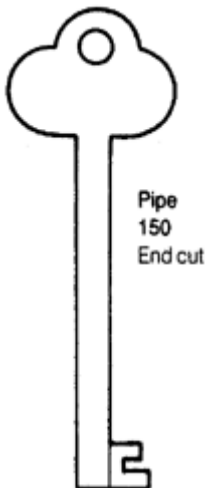
FLEET
UNION

GIBBONS

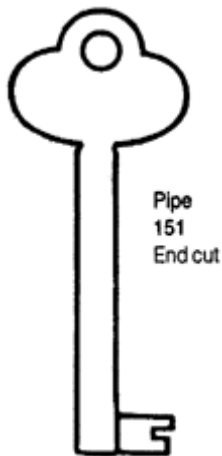


LEGGE
UNION

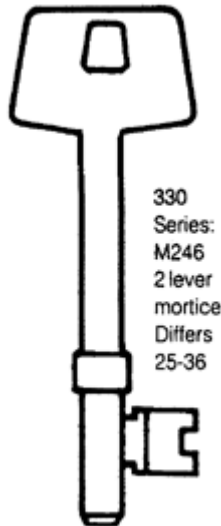
ASRO



ASHTREE



YALE



YALE

